


**XTREME 145
DUO XTD**

divinity lights



Quick Info

CRI \geq 80/ 90/ 95

3000K/ 4000K/ 5700K/ 6500K

Tunable White (2700K-6500K)

Up to 100lm/W

ON-OFF/ON-OFF (FLICKER FREE)

DALI-2 / DALI-2 DT8 / D4i / DALI +

POE (Power Over Ethernet)

SDCM<3

Lens + Micro Prismatic Diffuser

L70 @ 50,000h

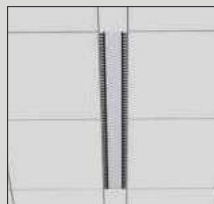

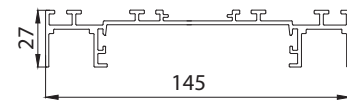
Aluminium

Types

Pendant/ Recessed

Single Line Diagram

Pendant/ Recessed



XTREME 145 DUO XTD

Xtreme 145 Duo XTD has :

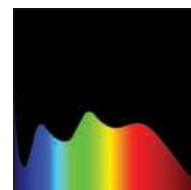
- Surface powder coated
- Snap-fit system and no visible screw
- Luminaire housing of extruded aluminium
- Bottom opening for easy maintenance
- LED PCB mounted on insert design with heat sink
- Pendant with cable suspension
- M6 bolt for M6 fastener
- Lens + Prismatic double diffuser with uniform illumination
- Glare control
- Energy-efficient LED with color rendering

Colours



Light Distribution

Direct Direct-Indirect



CRI \geq 80/ 90/ 95



TUNABLE
WHITE

XTREME 145 DUO XTD



XTREME 145 DUO XTD (DIRECT)

Product Order Code	System Power	Dimensions
1028-1	30W	L = 600mm
1028-1	60W	L = 1200mm
1028-1	120W	L = 2400mm

XTREME 145 DUO XTD (DIRECT-INDIRECT)

Product Order Code	System Power	Dimensions
1028-	50W	L = 600mm
1028-	100W	L = 1200mm
1028-	150W	L = 2400mm

Order Options

Distribution	
Direct	1
Direct-Indirect	
Up-50% / Down-50%	2
Up-30% / Down-70%	3
Up-70% / Down-30%	4
Up-20% / Down-80%	5
Up-80% / Down-20%	6

Lumen Type	
Low	1
High	2

CCT (Colour Temperature)	
3000K	1
4000K	2
5700K	3
6500K	4
Tunable White 2700K-6500K	5

CRI	
>80	1
>90	2
>95	3










Beam Angle	
24°	1
50°	2
50°X50°	3

Control	
ON-OFF	1
ON-OFF (FLICKER FREE)	2
DALI-2	3
DALI-2 DT8	4
DALI +	5
D4i	6
POE (Power Over Ethernet)	7

Mounting Type	
Pendant	1
Recessed	2

Material Colour	
Black	1
White	2
Grey	3

Accessories


Product Order Code	Accessories Name	Accessories Image
1028-01 <input checked="" type="checkbox"/> <input checked="" type="checkbox"/> <input checked="" type="checkbox"/> <input checked="" type="checkbox"/>	LED PCB	
1028-02	Suspension Wire	
1028-03	24° Lens	
1028-04	50° Lens	
1028-05	50°X50° Lens	
1028-06	PMMA Diffuser	
1028-07	Micro Prismatic Diffuser	
1028-08	Profile Connector	
1028-09 <input checked="" type="checkbox"/>	Profile Endcap	

Order Options

Lumen Type

- Low 1
- High 2

CCT (Colour Temperature)

- 3000K 1
- 4000K 2
- 5700K 3
- 6500K 4
- Tunable White 2700K-6500K  5

CRI

- >80 1
- >90 2
- >95 3

Material Colour

- Black 1
- White 2
- Grey 3